

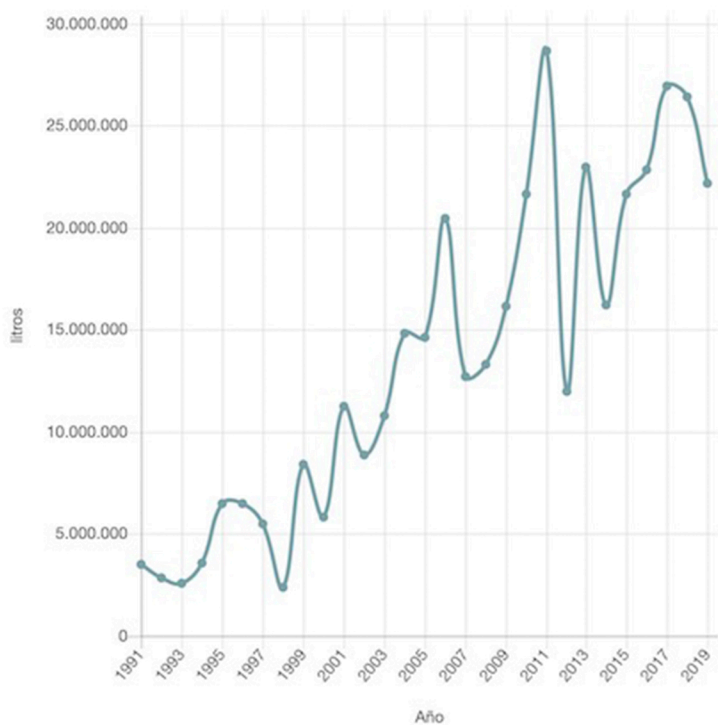
DENOMINACIÓN DE ORIGEN

Rías Baixas

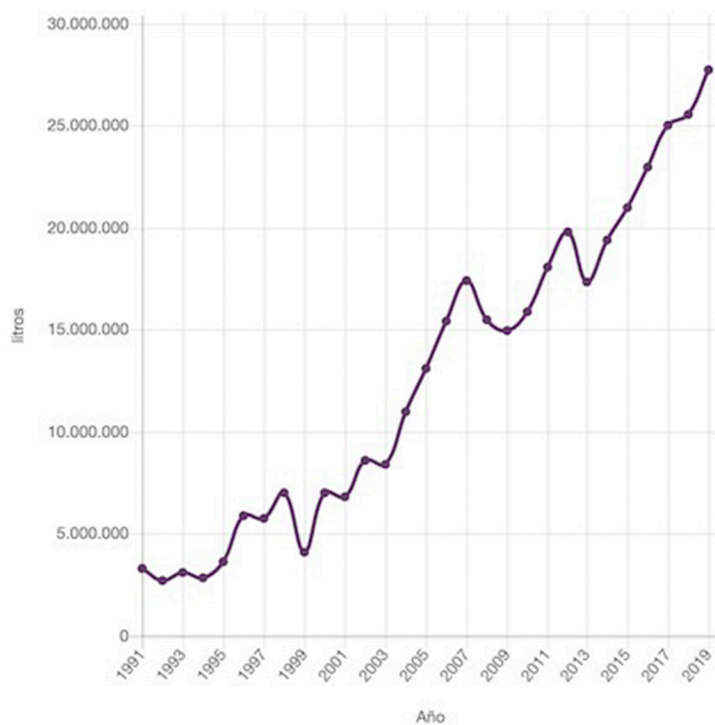
CONSEJO REGULADOR

EVOLUCIÓN COMERCIAL (LITROS)

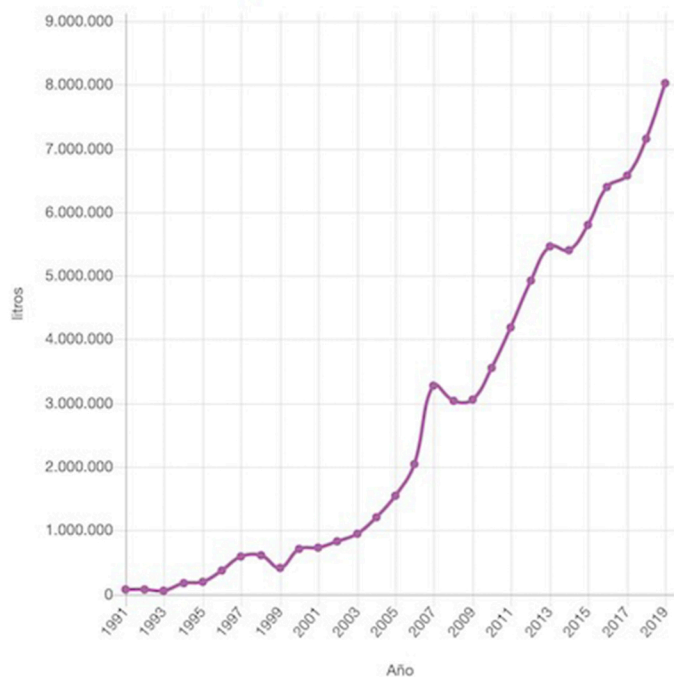
Cosecha



Ventas



Exportaciones



D E N O M I N A C I Ó N D E O R I G E N

Rías Baixas

C O N S E J O R E G U L A D O R

EVOLUCIÓN COMERCIAL (LITROS)

Evolución comercial en litros

Año	Cosecha	Ventas	Exportaciones
1.991	3.510.000	3.252.500	70.700
1.992	2.809.354	2.710.000	75.805
1.993	2.558.000	3.115.354	50.218
1.994	3.521.057	2.841.334	165.367
1.995	6.500.000	3.616.773	188.566
1.996	6.441.134	5.893.504	366.346
1.997	5.459.890	5.737.485	584.265
1.998	2.343.267	7.011.512	613.688
1.999	8.407.777	4.060.620	410.125
2.000	5.807.339	6.977.541	699.478
2.001	11.211.285	6.812.147	733.749
2.002	8.869.006	8.570.236	826.958
2.003	10.788.939	8.406.368	937.166
2.004	14.817.480	10.962.475	1.194.849
2.005	14.590.644	13.072.465	1.543.758
2.006	20.429.354	15.433.795	2.049.380
2.007	12.719.406	17.410.032	3.278.937
2.008	13.316.077	15.509.919	3.031.435
2.009	16.147.642	14.933.332	3.057.574
2.010	21.638.908	15.859.083	3.548.115
2.011	28.699.843	18.048.856	4.190.533
2.012	11.983.620	19.763.571	4.929.651
2.013	22.989.997	17.349.256	5.451.669
2.014	16.187.622	19.390.727	5.396.187
2.015	21.627.992	20.952.933	5.796.409
2.016	22.816.968	22.965.712	6.402.703
2.017	26.968.562	25.046.511	6.571.533
2.018	26.399.654	25.567.832	7.153.680
2.019	22.187.814	27.719.055	8.034.298